



APPLIANCES

INSPIRING THE WORLD'S KITCHEN





REJUVENATE YOUR HOME

COSMO Appliances has been in business as a wholesale manufacturer and distributor of major kitchen appliances for almost a decade.

Headquartered in Montclair, California we bring our products directly from the factory to authorized network of dealers throughout the country, and our ability to do so helps us provide such competitive pricing on quality goods.

Aesthetics and innovation are the service of function and it's the reason we design with our customers' needs in mind.

COSMO Appliances is the new name in modern luxury kitchen products. Cosmo is fast becoming a leader in manufacturing premium products known for seamlessly integrating performance, technology and design to advance the kitchen beyond mere form and function.

COSMO Appliances makes state of the art living possible with our cost-effective portfolio of aesthetically pleasing and high-performing stainless steel kitchen appliances. We believe the heart and soul of any home is the kitchen, and a well-crafted kitchen makes for a happy home.

We are driven to produce products that inspire people to come together and create unforgettable moments. We are turning dream kitchens into realities for more consumers. Ultimately, COSMO Appliances makes luxury kitchen appliances accessible to all.

RANGE HOODS

Wall Mounts.....	11
Under Cabinets.....	15
Islands.....	19

COOK-TOPS

Drop-in Cook-tops.....	38
Range-tops.....	40

DISHWASHER

Built-in Tall Tub.....	52
------------------------	----

RANGES

Gas Ranges.....	25
Dual Fuel.....	27

REFRIGERATORS

Refrigerator.....	45
Wine Cooler.....	47

OVENS


Wall Ovens.....	29
-----------------	----

FAUCETS

Pull Down.....	50
Pull Out.....	50



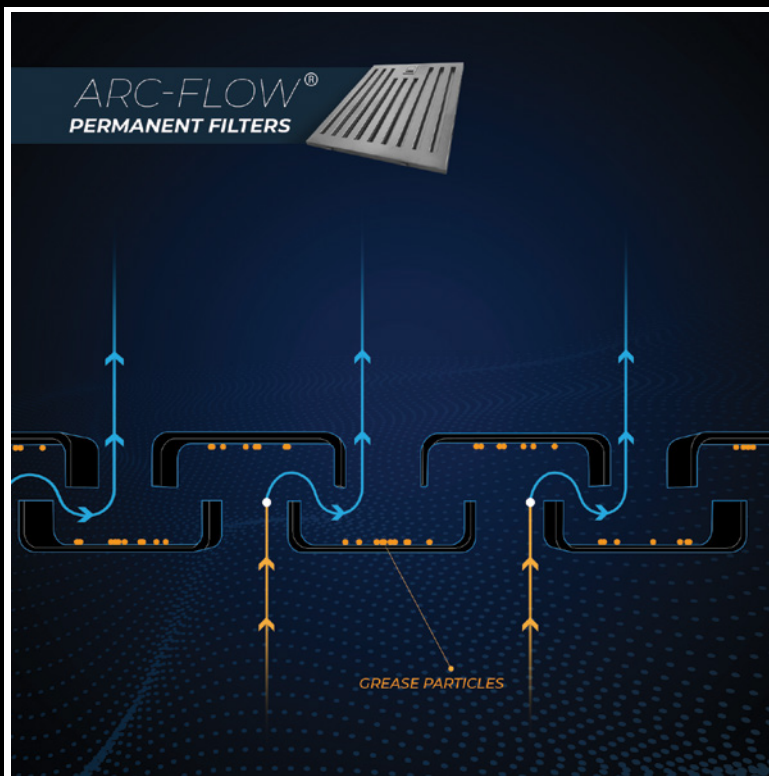
RANGE HOODS



The Range Hood collection is designed to be both elegant and powerful adding sophistication to your kitchen. Available in 30", 36" and 48" sizes and made of premium stainless steel.

Optimal Performance

These filters function by forcing the grease filled air to quickly and continuously change direction as it passes through the filter. The grease is unable to change direction as fast as the air carrying them, they end up getting caught on the metal blades and then trapped into the Filter tray.



COSMO ARC FLOW® Permanent Filters

ARC FLOW® permanent filters are constructed of high quality stainless steel to effectively capture grease and cooking odors and keep the air clean. ARC FLOW technology is exclusive to COSMO Range Hoods and these permanent filters are the only filters on the market that provide greater airflow.

KEY FEATURES

■ Maintenance

No need to replace these filters, simply drop them in the dishwasher for easy maintenance. Dry thoroughly.

■ Technical information

Stainless Steel ARC FLOW permanent filters do not need linings or mesh inside of the filters and are completely constructed of stainless steel.

■ Included with Range Hood Models:

COS-63175 / 63175S – COS-63190 / 63190S
 COS-668A750 / 668AS750
 COS-668A900 / 668AS900
 COS-668ICS750 – 668ICS900
 COS-UC30 / UMC30
 COS-63ISS75 / 63ISS90
 COS-18U48
 COS-QS75 / QS90/ QS48
 COS-QB75 / QB90



WALL MOUNTS



The Wall Mount Range Hood collection consists of a mix of classic and contemporary designs that complement modern kitchen decors adding upscale luxury. Available in 30" and 36" sizes, made of premium stainless steel.



COS-668A750

- 30 in.
- 3 Speed Push-button control.
- (2) 2 Watt LED Lights.
- (2) Stainless steel permanent filters (Ductless option available).
- Noise level less than 65 dB for ultra quiet operation.
- Ducted | Ductless



COS-668A900

- 36 in.
- 3 Speed Push-button control.
- (2) 2 Watt LED Lights.
- (2) Stainless steel permanent filters (Ductless option available).
- Noise level less than 65 dB for ultra quiet operation.
- Ducted | Ductless



COS-668AS750

- 30 in.
- 3 Speed Illuminated digital touch control.
- (2) 2 Watt LED Lights.
- (2) Stainless steel permanent filters (Ductless option available).
- Noise level less than 65 dB for ultra quiet operation.
- Ducted | Ductless



COS-668AS900

- 36 in.
- 3 Speed Illuminated digital touch control.
- (2) 2 Watt LED Lights.
- (2) Stainless steel permanent filters (Ductless option available).
- Noise level less than 65 dB for ultra quiet operation.
- Ducted | Ductless



COS-63175

- 30 in.
- 3 Speed Push-button control.
- (2) 2 Watt LED Lights.
- (2) Stainless steel permanent filters (Ductless option available).
- Noise level less than 65 dB for ultra quiet operation.
- Ducted | Ductless



COS-63190

- 36 in.
- 3 Speed Push-button control.
- (2) 2 Watt LED Lights.
- (2) Stainless steel permanent filters (Ductless option available).
- Noise level less than 65 dB for ultra quiet operation.
- Ducted | Ductless



COS-63175S

- 30 in.
- 3 Speed Illuminated digital touch control.
- (2) 2 Watt LED Lights.
- (2) Stainless steel permanent filters (Ductless option available).
- Noise level less than 65 dB for ultra quiet operation.
- Ducted | Ductless



COS-63190S

- 36 in.
- 3 Speed Illuminated digital touch control.
- (2) 2 Watt LED Lights.
- (2) Stainless steel permanent filters (Ductless option available).
- Noise level less than 65 dB for ultra quiet operation.
- Ducted | Ductless

Brilliant Form and Function

Every Cosmo Wall Mount transcends simple form and function. Make a style statement as you quickly clear the air of grease, smoke and odor to keep your home fresh and odor free.

Product Information



- Ultra-modern with a European flair can blend into the original layout of the kitchen, or stand out as the central showpiece.
- Exceptionally powerful motor for quieter and more effective operation.
- Ultra-quiet with less than 65 Decibels of quiet operation.

KEY FEATURES

■ User friendly

Intuitively adjust the lights, fan speed and timer on either sleek digital display with touch controls or complementing push button controls.

■ User Convenience

3 fan speeds to adjust to your needs. Choose from high, medium and low suction to suit a variety of foods and cooking.

■ Easy to clean


Boasting premium 430-grade stainless steel with a 20 gauge thickness that resists most challenges in the kitchen and is easy to clean.

■ ARC-FLOW® Filter System

ARC FLOW® permanent filters are dishwasher-safe and extremely durable. No need to replace these filters, simply drop them in the dishwasher for easy maintenance.



UNDER CABINETS



The Under Cabinet Range Hood collection is designed to be both elegant and powerful adding sophistication to your kitchen. Available in 30", 36" and 48" sizes and made of premium stainless steel.



COS-UC30

- 30 in.
- 3 Speed Push-button control
- (2) 2 Watt LED Lights
- (2) Stainless steel permanent filters (Ductless option available).
- Noise level less than 65 dB for ultra quiet operation.
- Ducted | Ductless



COS-5MU30/5MU36

- 30 in. | 36 in.
- 3 Speed Push-button control
- (2) 3 Watt LED Lights
- (2/3) Aluminum filters (Ductless option available).
- Noise level less than 65 dB for ultra quiet operation.
- Ducted | Ductless



COS-18U48

- 48 in.
- 4 Speed Illuminated digital touch control
- (3) 2 Watt LED Lights
- (3) Stainless steel permanent filters (Ductless option available).
- Noise level less than 65 dB for ultra quiet operation.
- Ducted | Ductless



COS-5U30

- 30 in.
- 3 Speed push control
- (2) 2 Watt LED Lights
- (2) Aluminum filters (Ductless option available)
- Noise level less than 65 dB for ultra quiet operation.
- Ducted | Ductless



COS-UMC30

- 30 in.
- 3 Speed illuminated digital touch control
- (2) 2 Watt LED Lights
- (2) Stainless steel permanent filters (Ductless option available).
- Noise level less than 65 dB for ultra quiet operation.
- Ducted | Ductless



COS-QS

- 30 in. | 36 in. | 48 in.
- 3 Speed Illuminated digital touch control.
- Remot control.
- (2) 1.5 Watt LED Lights.
- (3/4) Stainless steel permanent filters (Ductless option available).
- Noise level less than 65 dB for ultra quiet operation.
- Ducted | Ductless

Clear the Air!

Soft curves, sleek stainless steel finish and contemporary styling make for a striking visual statement. The COSMO Under-Cabinet Range Hood compliment other appliances and almost all cabinetry. Featuring elegant lighting and smart functionality with remote control operation.

6684750



- Control from the palm of your hand with a wireless remote control to adjust the fan speed, lighting and the Auto shut-off features.
- Exceptionally powerful motor for quieter and more effective operation.
- High lumen energy efficient LED lights mounted below the Under-Cabinet Range Hood brilliantly illuminate the cook-top surface.

PRODUCT INFORMATION

■ User friendly

Intuitively adjust the lights, fan speed and timer on either a sleek digital display with touch controls or complementing push button controls.

■ ARC-FLOW® Filter System

ARC FLOW® permanent filters are dishwasher-safe and extremely durable. No need to replace these filters, simply drop them in the dishwasher for easy maintenance. (Exception 5U30/5MU30-36 uses Aluminum Mesh filters)

■ Easy to clean

Boasting premium 430-grade stainless steel with an 18-20 gauge thickness that resists most challenges in the kitchen and is easy to clean.

■ User Convenience

3 fan speeds to adjust to your needs. Choose from high, medium and low suction to suit a variety of foods and cooking. (18U48 has 4 fan speeds)



ISLANDS



The Island Range Hood collection is in a class of its own. Coveted by kitchen design experts for its sophistication and ultra-modern aesthetic that seamlessly complement a variety of kitchen designs. Available in 30" and 36" sizes, made of premium stainless steel.



COS-63ISS75

- 30 in.
- 3 Speed Illuminated digital touch control.
- Remot control.
- (4) 2 Watt LED Lights.
- (2) Stainless steel permanent filters (Ductless option available).
- Noise level less than 65 dB for ultra quiet operation.
- Ducted | Ductless



COS-63ISS90

- 36 in.
- 3 Speed Illuminated digital touch control.
- Remot control.
- (4) 2 Watt LED Lights.
- (3) Stainless steel permanent filters (Ductless option available).
- Noise level less than 65 dB for ultra quiet operation.
- Ducted | Ductless



COS-668ICS900

- 36 in.
- 3 Speed Illuminated digital touch control.
- (4) 2 Watt LED Lights.
- (2) Stainless steel permanent filters (Ductless option available).
- Noise level less than 65 dB for ultra quiet operation.
- Ducted | Ductless



COS-668ICS750

- 30 in.
- 3 Speed Illuminated digital touch control.
- (4) 2 Watt LED Lights.
- (2) Stainless steel permanent filters (Ductless option available).
- Noise level less than 65 dB for ultra quiet operation.
- Ducted | Ductless

Unmatched Style and Efficiency

Designed to be suspended above a kitchen island you can choose from a European design that features a graceful arched glass visor or a sleek tapered all stainless steel hood. Give your kitchen an air of sophistication as you quickly clear the air of grease, smoke and odor to keep your home fresh and odor free.

Experience the Beauty of a full touch digital display. Some models offering dual sided touch control so you can control the range hood from either side of your kitchen island.



KEY FEATURES

- (4) LED lights mounted below the Island Range Hood illuminate the cooktop surface.
- Dual sided touch control.

PRODUCT INFORMATION

■ User friendly

Intuitively adjust the lights, fan speed and timer on a sleek digital display with touch controls.

■ Sleek design

ARC FLOW® permanent filters are dishwasher-safe and extremely durable. No need to replace these filters, simply drop them in the dishwasher for easy maintenance.

■ Easy to clean

Boasting premium 430-grade stainless steel with 18 gauge thickness that resists most challenges in the kitchen and is easy to clean.

■ Adjust venting necessities

3 fan speeds to adjust to your needs. Choose from high, medium and low suction to suit a variety of foods and cooking.



RANGES



Professional Gas or Dual Fuel Ranges combine modern styling with high performance cooking technology so they look as good as they cook. Available in 24", 30" 36", and 48" sizes, made of premium stainless steel.

GAS RANGES Dual Fuel RANGES

Classic, accurate and stylish.

Perfect for today's modern kitchen.

Quality & elegance for every culinary style. High performance sealed burners deliver exhilarating precision and performance, while the convection oven provides consistent heat for perfect roasting, baking and broiling.

KEY FEATURES

- High Powered Burners for precise control.
- Variety of oven functions and all models feature a convection cooking option.
- Authentic professional appearance with a robust profile.



GAS RANGES

Professional Gas or Dual Fuel Ranges combine modern styling with high performance cooking technology so they look as good as they cook. Available in 30" and 36" sizes, made of premium stainless steel."



COS-GRP366

- 36" Freestanding Gas Range.
- 4.6 cu. ft. Oven Capacity Convection Oven.
- 4,200 BTUs Auxiliary Burner/ (2) 8,500 BTU Semi - Rapid Burner/ (2) 13,000 BTU Rapid Burner/18,000 BTU Rapid Burner.
- Stylish control knobs are easy to operate.
- Dimensions 35.8 x 27.5 x (35.8 - 37.4) inches.
- Gas | Liquid Propane Kit Available.



COS-GRP304

- 30 in. Freestanding Gas Range.
- 3.7 cu.ft Oven Capacity Convection Oven.
- 4,200 BTUs Auxiliary Burner/ 8,500 BTU Semi - Rapid Burner/ 13,000 BTU Rapid Burner/ 18,000 BTU Rapid Burner.
- Stainless steel control knobs are easy to operate.
- Dimensions 29.8 x 27.5 x (35.8 - 37.4) inches.
- Gas | Liquid Propane Kit Available.

■ Cooktop features

High- gloss porcelain cooktop, heavy duty cast iron grates and high performance sealed burners with an ultra-low to rapid triple ring flame.

■ Operating Modes

Multiple oven functions include: bake, convection bake and broil. Hidden bake element available in some models.

■ User Convenience

Built-in clock and timer digital display oven cavity cooling ventilation smudge-proof and fingerprint resistant interior light temperature control.

■ Additional Features

Removable backsplash wok ring attachment LP convertible.



COS-965AGC

- 36 in.
- 3.8 cu.ft oven capacity for cooking multiple dishes.
- One 17,400 BTU Triple Ring Burner, one 8,200 BTU Rapid Burner, two 6,900 BTU Semi-Rapid Burners and one 5,000 BTU Auxiliary Burner.
- 15,000 BTU Broiler for grilling or browning food.
- Stainless steel control knobs are easy to operate.
- Dimensions 35.5 in. W x 23.6 in. D x 34.7 in. - 36.5 in. H.
- Gas | Liquid Propane Kit Available.



COS-965AGFC



COS-244AGC

- 24" Freestanding Gas Range.
- 2.5 cu. ft. Oven Capacity Convection Oven.
- (4) 18,000 to 4,200 BTU burners.
- Stylish control knobs are easy to operate.
- Dimensions 23 3/4" x 25 1/2" x 35 1/2" inches.
- Gas | Liquid Propane Kit Available.

Dual Fuel RANGES

Professional style dual fuel range electric oven with turbo true european convection, 4 to 6 italian made burners, cast iron grates, in stainless steel



COS-F965

- 36 in.
- 3.8 cu.ft oven capacity for cooking multiple dishes.
- Electric Oven / 220-240V
- 5 Gas burners, (18,000 to 5,000 BTU) High performance.
- Stylish nickel finish control knobs are easy to operate.
- Dimensions 35.5 W x 23 5/8 D x 35-36" H
- Gas | Liquid Propane Kit Available.



COS-F965NF


Heavy Duty

Made to last, this range is constructed with industrial grade corrosion resistant 304 stainless steel and will remain dependable for years to come. Smaller 3.9 cu. ft. capacity model available.

- 36 in.
- 4.5 cu.ft oven capacity for cooking multiple dishes.
- Electric Oven / 220-240V
- (6) 18,000 to 4,200 BTU Italian made burners.
- Stylish nickel finish control knobs are easy to operate.
- Dimensions 35.75 in. W x 27.25 in. D x 35.75 - 38 in. H.
- Gas | Liquid Propane Kit Available.



COS-DFR 366



SAFETY FIRST



TRIPLE LAYER



TURBO CONVECTION



TIMER




SELF CLEANING

KEY FEATURES

8 Pass Upper Broil Element For Higher Performance

- 48 in.
- Large double oven: a primary 3.97 cu. ft. capacity electric oven and a second 1.87 cu. ft. capacity oven.
- Electric Oven / 220-240V
- (6) 18,000 to 4,200 BTU Italian made burners. and 13,000 BTU Griddle
- Stylish nickel finish control knobs are easy to operate.
- Dimensions 48 in. W x 27.5 in. D x 35.75 - 38.5 in. H.
- Gas | Liquid Propane Kit Available.



COS-DFR 486G

A removable backsplash allows this range stove to be used as both for freestanding or slide-in installation. Turbo True European Convection ensures for perfect and evenly cooked meals.

- 30 in.
- 3.9 cu.ft oven capacity for cooking multiple dishes.
- Electric Oven / 220-240V
- (4) 18,000 to 4,200 BTU Italian made burners.
- Stylish nickel finish control knobs are easy to operate.
- Dimensions 29.75 in. W x 27.25 in. D x 35.75 in. - 38 in. H.
- Gas | Liquid Propane Kit Available.



COS-DFR 304



BUILT-IN WALL OVENS



Presenting a premium built-in electric Wall Ovens collection that has state-of-the-art technology and eye-catching design. In your choice of contemporary or professional styles at just 24" wide, our built-in ovens fit into the smallest condo or galley kitchens.



Product Information

■ Operating Modes

Ovens with options of up to 10 functions that include Grill, fan assisted grill, baking mode, defrosting mode, delicate cooking, fast cooking mode, multi-cooking mode, convection mode, pizza mode and "top" oven cook oven setting.

■ Convenient features


Adjustable oven rack for cooking convenience
Bright interior light

■ Maintenance

Self-Cleaning available in some models

■ Safety

Auto-safety shut-off and a child safety device Safety Lock



CHILD LOCK
TRIPLE LAYER GLASS

SAFETY FIRST



TRIPLE LAYER



TURBO
CONVECTION



TIMER



SELF CLEANING

Timeless and Deliberate

A stand out addition to any home. Our ovens are made of durable stainless steel and a sleek control panel for stylish cooking, while True European Convection and the option of multiple oven functions ensure delicious results every time.

- Turbo true European convection for fast cooking and even heating.
- Easily monitor your cooking with extra-large oven window.
- Thoughtful design with safety as a high priority.



C106SIX-PT

- 24 in.
- Electric Oven / 220-240V
- 2 cu. ft. oven capacity.
- Chrome oven racks
- Dimensions: 23.4 in. W x 21.4 in. D x 23.4 in. H



30 ESWC

- 30 in.
- Electric Oven / 220-240V
- 5 cu. ft. oven capacity.
- Chrome oven racks
- Dimensions: W 29.88" / D 23.5" / H 28.44" / 136 lb.



C51EIX

- 24 in.
- Electric Oven / 220-240V
- 2 cu. ft. oven capacity.
- Chrome oven racks
- Dimensions: 23.38 in. W x 21.38 in. D x 23.17 in. H

ELECTRIC WALL OVEN

COS-30 ESWC

7 COOKING MODES | STAINLESS STEEL FINISH | 5.0 CU. FT.
SELF CLEANING | TRUE EUROPEAN CONVECTION

OTHER FEATURES:

- ENAMELED GRILL SET INCLUDED
- SABBATH MODE
- 2 RACKS WITH 6 POSSIBLE POSITIONS
- BREAD PROOFING
- PROBE COOKING
- TFT DISPLAY
- HALOGEN INTERIOR LIGHTING
- CONVECTION RECIPE CONVERSION



TRIPLE LAYER



TURBO
CONVECTION



TIMER



SELF CLEANING



ELECTRIC WALL OVEN

COS-30 ESWC **5.0** CU. FT.

ELECTRIC WALL OVEN

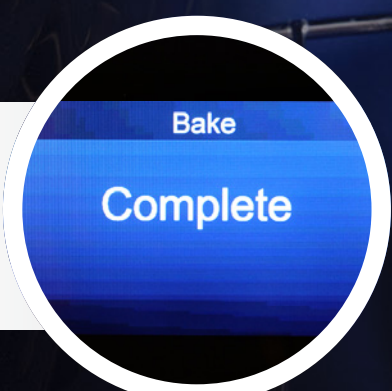
- 8 PASS UPPER BROIL ELEMENT FOR HIGHER PERFORMANCE
- TEMPERATURE PROBE MONITORS THE INTERNAL FOOD TEMPERATURE

1



ENTER THE DESIRED INTERNAL FOOD TEMPERATURE

2



WHEN THE SET PROBE TEMPERATURE IS REACHED, THE OVEN WILL TURN OFF.



COS-30 ESWC



COOKTOPS



Pro-style Euro gas Cooktop collection radiate superior, professional elegance. We have a variety of attractive designs to complement your kitchen. Our cooktops come with a stainless steel finish in 24, 30, 34, and 36 inch sizes.

- Drop-in
- Range Top
- Portable



COS-640 STX-E

- 24 in.
- Electric Ignition, Natural Gas Ready.
- 16,000-BTU Triple Ring burner, two 6,800-BTU Semi-Rapid burners and one 5,000-BTU Auxiliary burner
- Stylish stainless steel control knobs are easy to operate.
- Dimensions: 36.5v in. W x 20 in. D x 1.5 in. H
- Gas | Liquid Propane Kit Available



COS-950 SLTX-E

- 34 in.
- Electric Ignition, Natural Gas Ready.
- (5) 16,000 BTU to 5,000 BTU Sealed burners.
- Stylish stainless steel control knobs are easy to operate.
- Dimensions: 36.86 in. W x 20 in. D x 1.5 in. H
- Gas | Liquid Propane Kit Available



COS-850 SLTX-E

- 30 in.
- Electric Ignition, Natural Gas Ready.
- (5) 14,000 BTU to 4,000 BTU Sealed burners.
- Stylish stainless steel control knobs are easy to operate.
- Dimensions: 33.86 in. W x 20 in. D x 1.57 in. H
- Gas | Liquid Propane Kit Available

Drop-in COOKTOP

State-Of-The-Art Performance and Design.


Perfect for today's modern kitchen.

Exquisite design meets precision and control. Professional and home chefs alike love the incredible control of COSMO's gas cooktops with high powered burners for precise control, continuous grates and ergonomic controls for easier use and a simplified cooking experience.



HEAVY DUTY GRATES

High performing sealed gas burners for all your cooking needs



COMPLEMENTARY WOK ATTACHMENT

Removable grate for cooking with larger woks



PREMIUM METAL KNOBS

Durable metal constructed knobs offer a professional experience to your home cooking



ADVANCED SAFETY FEATURES

Flame Failure Technology and electronic ignition for added protection and efficiency.

KEY FEATURES

PRODUCT INFORMATION

■ Design

Made of seamless stainless steel cast iron grates provide long lasting use and durability.

■ User Convenience

Easy-to-clean burner pan continuous grates for the optimum cooking surface for larger pots Included in some models are removable accessories which feature a cast iron griddle and wok attachment.

■ Efficiency

Gas is a primary energy source and produces no pollutants through conversion processes, as is the case with electricity generation.

■ Safety

Electronic ignition for safety and efficiency flame failure technology for added safety.

RANGETOP

Perfect for today's modern kitchen.

Exquisite design meets precision and control. Professional and home chefs alike love the incredible control of COSMO's gas cooktops with high powered burners for precise control, continuous grates and ergonomic controls for easier use and a simplified cooking experience.



COS-GRT304

- 30 in.
- Electric Ignition, Natural Gas Ready.
- (4) 18,000 BTU to 4,200 BTU Sealed burners.
- Stylish stainless steel control knobs are easy to operate.
- Dimensions: 29.8 in W x 27.36 in D x 7.87 in. H
- Gas | Liquid Propane Kit Available



COS-S9-6

- 36 in.
- Electric Ignition, Natural Gas Ready.
- (6) 16,000 BTU to 5,000 BTU Sealed burners.
- Stylish stainless steel control knobs are easy to operate.
- Dimensions: 35.4 in. W x 23.5 in. D x 8.4 in. H
- Gas | Liquid Propane Kit Available



COS-GRT366

- 36 in.
- Electric Ignition, Natural Gas Ready.
- (6) 18,000 BTUs to 4,200 BTUs sealed burners
- Stylish stainless steel control knobs are easy to operate.
- Dimensions: 36 in. W x 27.36 in. D x 7.87 in. H
- Gas | Liquid Propane Kit Available



Portable COOKTOP



COS-YLIC1

- Dimensions: 14.5" W X 11" D X 2.5" H in.
- Child Lock Safety Feature
- Induction Burner Rapid Heating
- Active variable Cooling system.
- Auto Shut-Off Timer
- Keep-Warm Function

PORTABLE INDUCTION COOKTOP

NOW YOU CAN HAVE A KITCHEN ANYWHERE ON THE GO. MAXIMIZE THE SPACE IN YOUR KITCHEN WITH OUR INDUCTION BURNER WHICH FEATURES A SLEEK, COMPACT DESIGN, SO IT STORES NEATLY AWAY WHEN NOT IN USE.

Measures 14 x 11.5 x 2.5 in. Weighs just 6 pounds.



COSMO REFRIGERATOR

Stainless Steel- French Door



Preservation Technology REFRIGERATORS



Our cooling portfolio consists of Refrigeration and Wine Cooling units that complement your kitchen with high-end design and technology.

- Refrigerator
- Wine Cooler



Advanced Preservation Technology

Stainless Steel French Door Refrigerator

Cosmo refrigeration offers several innovative options for food preservation, including Automatic ice-makers, Double Crispers, No frost and fan cooling systems.

Cosmo's Built-In French Door Refrigerator with 22.5 cu. ft. capacity has a sleek high-end minimalist aesthetic and impressive innovative features. This spacious bottom-freezer refrigerator offers organizational versatility for effortless storage and access to a wide range of foods from meats to fresh produce. Fully extendable freezer drawers, adjustable shelves and energy-efficient LED lights that provide a clear view of all your fresh food.

Our advanced preservation technology ensure you experience pleasure and convenience on a whole new level with perfect storage temperatures for maintaining fresher fruit, vegetables, fish, meat and dairy products.

Refrigerator

- Automatic Ice-maker
- Counter Depth
- Recessed Handles
- LED Lighting
- Premium-Grade Stainless Steel Exterior
- Electronic Touch Controls
- Adjustable Shelves
- Optional Foldable Shelf
- Automatic Defrosting
- Premium Humidity Controller
- Smooth Sliding Drawers
- Adjustable Legs



COS-FDR 225RHSS

- Net capacity 22.5 cu.ft
Refrigerator : 15.87
Freezer : 6.61
- Electronic touch controls
- Stainless Steel
- Dimensions:
Width: 35.8in
Depth: 29.0in
Height: 69.9in
- 45 dB operating noise level



Perfectly Preserved And Protected

Stainless Steel 24" Wine Cooler (48 Bottle)

Cosmo's 146L (48 bottles) Single-zone Compressor Wine Cooler is designed to preserve and protect wine, by eliminating harmful light, fluctuating temperatures, humidity, and vibration. We've combined advanced technology and our signature sleek appearance for you to enjoy quick access to cold drinks and your favorite wines.

Fine Wine requires precision, our Wine Cooler features a seamless stainless steel door frame with 3-layer glass, 6 Beachwood shelves with telescopic sliding rails and can handle a large capacity of bottles. You have the power to maintain the flavor of your favorite wine with a temperature range between 5°C- 20°C / 41°F – 68°F and a fan cooling system.

Wine Cooler

- Compressor cooling system.
- Premium-Grade Stainless Steel Exterior.
- Built-In / Free Standing Installation.
- Interior LED lighting.
- Insulated 3-layer glass door.
- Fan cooling system .
- Digital Touch pad Control.
- Internal Temperature Range: 5°C- 20°C / 41°F – 68°F
- Door Lock.
- Single Zone Compressor Cooler.
- Patented design Hidden door hinge for a true built in look.
- Wooden racks with stainless steel front trim.



COS-24BIWCS

- NET CAPACITY: 5.2 cu.ft
- ELECTRIC SUPPLY: 110V / 60Hz
- NET WEIGHT: 99 lbs
- Dimensions: 23.8"x 23.6" x 34.3"
- Stainless Steel Door Frame
- Refrigerant: R600a



FAUCETS



Minimalist aesthetic meets modern, elegance to strike the perfect balance in the COSMO kitchen faucet available in single handle pull-down or pull-out and made of either polished chrome or brushed nickel.





COS-KF548C

- Pull-Down Sprayer with Toggle Function
- Polished Chrome
- Long-lasting Ceramic Disc Valve
- Water-Saving 1.5 gpm at 60 psi
- UPC, cUPC Certified
- Limited Lifetime Warranty



COS-KF548SS

- Pull-Down Sprayer
- Spray or Stream Function Controlled by Push Button
- Brushed Nickel Finish
- Long-lasting Ceramic Disc Valve
- 360° Swivel Spout
- Water-Saving 1.5 gpm at 60 psi
- UPC, cUPC Certified
- Limited Lifetime Warranty



COS-KF863C

- Pull-Down Sprayer with Toggle Function
- Polished Chrome
- Push button function
- Long-lasting Ceramic Disc Valve
- Water-Saving 1.5 gpm at 60 psi
- UPC, cUPC Certified
- Limited Lifetime Warranty



COS-KF863SS

- Pull-Down Sprayer
- Brushed Nickel Finish
- Spray or Stream Function Controlled by Push Button
- Long-lasting Ceramic Disc Valve
- 360° Swivel Spout
- Water-Saving 1.5 gpm at 60 psi
- UPC, cUPC Certified
- Limited Lifetime Warranty



COS-KF501C

- Pull-Down Sprayer
- Polished Chrome
- Spray or Stream Function Controlled by Push Button
- Long-lasting Ceramic Disc Valve
- 360° Swivel Spout
- Water-Saving 1.5 gpm at 60 psi
- UPC, cUPC Certified
- Limited Lifetime Warranty



COS-KF222C

- Pull-up Sprayer
- Dual Spouts
- Polished Chrome
- Spray or Stream Function Controlled by Push Button
- Long-lasting Ceramic Disc Valve
- 360° Swivel Spout
- Water-Saving 1.5 gpm at 60 psi
- UPC, cUPC Certified
- Limited Lifetime Warranty



COS-KF501SS

- Pull-Down Sprayer
- Spray or Stream Function Controlled by Push Button
- Brushed Nickel Finish
- Long-lasting Ceramic Disc Valve
- 360° Swivel Spout
- Water-Saving 1.5 gpm at 60 psi
- UPC, cUPC Certified
- Limited Lifetime Warranty



COS-KF776C

- Pull-Down Sprayer
- Polished Chrome
- Spray or Stream Function Controlled by Push Button
- Long-lasting Ceramic Disc Valve
- 360° Swivel Spout
- Water-Saving 1.5 gpm at 60 psi
- UPC, cUPC Certified
- Limited Lifetime Warranty



COS-KF776SS

- Pull-Down Sprayer
- Brushed Nickel Finish
- Spray or Stream Function Controlled by Push Button
- Long-lasting Ceramic Disc Valve
- 360° Swivel Spout
- Water-Saving 1.5 gpm at 60 psi
- UPC, cUPC Certified
- Limited Lifetime Warranty

A Touch of Elegance

Embracing the art of simplicity, the COSMO Kitchen Faucet pairs perfectly with a variety of transitional and traditional kitchen spaces.

KEY FEATURES

- Brass construction with chrome or nickel finish
- Ergonomic sleek handle design
- 360° Swivel spout

Product Information

■ Operating Modes

2-function spray wand: aerated stream and spray mode

■ Convenient features

Flexible spray wand for smooth operation

■ Maintenance

Clog-free rubber nozzles

■ Reliability

Corrosion Resistant braided 304 stainless steel hose

Enhanced Cleaning for a contemporary Kitchen

Achieve maximum cleaning with a clean modern aesthetic. COSMO's Built-in Dishwasher has a hidden control panel at the top of its door makes operation effortless, easy to access and wipes clean with a sleek smudge-resistant finish.

Key Features

- Hidden control panel for added elegance.
- Strong stainless steel construction with smudge resistant finish
- 3 rack system equipped with dedicated spray arm for superior cleaning

Product Information

- Quiet Operation
- Multiple Wash Options
- Smart Wash System
- Energy Star Certified
- 45 Db Maximum Noise
- Touch-enabled control panel
- Air Exchange every 6 hours
- 24-hour delayed start



COS-DIS6502

- 24 in.
- Stainless Steel Dishwasher
- Designed with efficiency, a low 45 Db noise
- Touch-enabled control panel
- Interior Dimensions (W x H x D): 21.75 in. x 26.5 in. x 21.5 in.
- Exterior Dimensions (W x L x H): 23.75 in. x 22.25 in. x 33.75 in.



DISH WASHER



COSMO's dishwasher collection is designed for added convenience, and ergonomics to make doing the dishes easier than ever before, with the benefit of high-grade stainless steel inside and out and multiple wash cycle functions. available in 24 in.



APPLIANCES

NEED HELP? WE'RE HERE FOR YOU.

JUST DIAL :

1-888-784-3108

NOTES:



APPLIANCES

Montclair, California

(888) 784-3108

www.cosmoappliances.com