



White Shaker



The shaker style cabinet delivers a bright and spacious atmosphere with clean lines and minimal ornamentation. It creates a modern open canvas for personalized touches and accents. The White Shaker is the most versatile style for endless kitchen designs.



Coffee Square



This gourmet kitchen is ready to serve and entertain in style. The deep toasty color of the Coffee Square releases the classic and timeless ambience of this masterpiece. The delightful accents and décor adds spice and flavor to any palate.



Classic White



It's like stepping into a crisp and white French countryside kitchen. The brightness of the space is attractively emphasized by each individual detail of the raised panel doors and slab style drawers. The Classic White style is the modern classic.



Ash Gray



The cool shades of gray is the new trend setter for cabinets. It has become the current beige and neutral. The Ash Gray Shaker will compliment any color palette to create your personal style and will continue to be the most favorable choice among designers.





Ginger Square

The lightly glazed natural tones and textures resemble the safari desert. The solid wood and dovetail drawers represent durability. Decorative accents in this Ginger Square kitchen adds charm and character to the home.



Honey Shaker



The Honey Shaker is the modern simplicity. The caramel and honey tones create a delightful and warm atmosphere. Incorporating warm lighting and décor in the kitchen will add harmony and tranquility.



Dark Cherry

The timeless elegance of the Dark Cherry is astonishing. The luster finish of the burgundy wine color creates a main focal point of the home. Simply complimenting the kitchen with lighter element will capture it's graceful beauty.



Java Shaker

Enhanced with the smooth 5-piece design and dark rich tones, the Java Shaker style will bring forth a clean and lasting beauty to any home. Pairing with the white counter top and backsplash creates a perfect combination of contrast.



Cherry Arch



The Roman style arch design of Cherry Arch adds curve and character to the kitchen. The raised panel upper door arches illustrate height to the space, combining the deep earthy dark wood finish reveals a traditional manor ambience.

Espresso Shaker



The dark rich espresso color displays a dramatic yet warm atmosphere that's perfect for entertaining. The Espresso Shaker style is designed with reversed raised panel door to show off it's originality and adds unprecedented beauty from all angles and sides.

Mocha Rope



Deep copper tones and sheen are remarkably enhanced by the fine rope design. The kitchen becomes vibrant and inviting. The Mocha Rope's luxurious and exquisite style will truly bring endless admiration.



Antique White

The satin cream color of the Antique White is perfectly toned with the subtle contrast of the cocoa brown outlines. The consistency of neutral and ivory hues throughout this design had capture the timeless elegance of the kitchen.



Pecan Rope

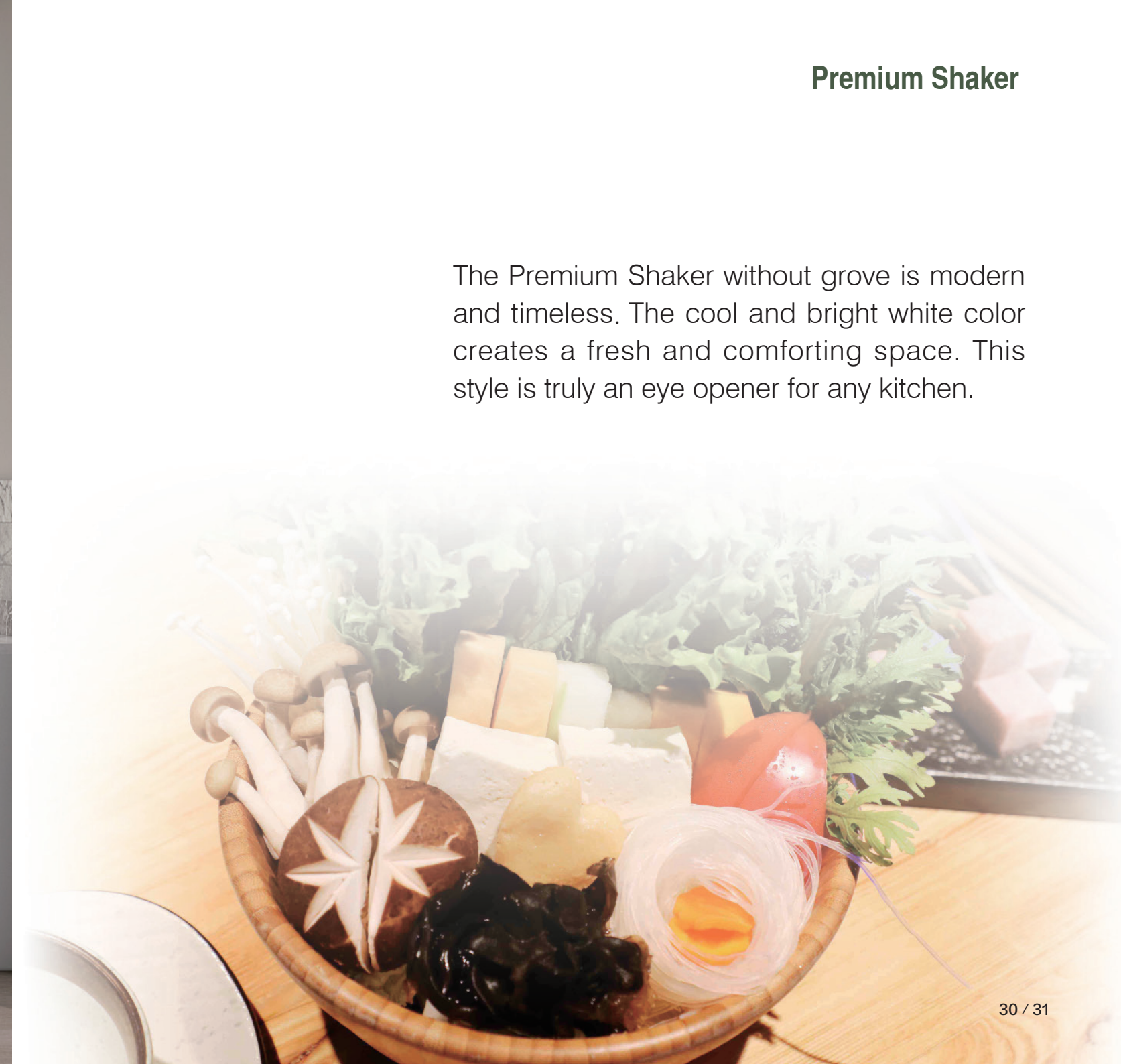


Balance and bliss are accomplished when space is beautifully enhanced with functionality and flexibility. The saddle tan color and rope design of the Pecan Rope transforms the kitchen into a rustic country and comfortable space where daily routines become memorable moments.



Premium Shaker

The Premium Shaker without groove is modern and timeless. The cool and bright white color creates a fresh and comforting space. This style is truly an eye opener for any kitchen.





Charcoal Gray

The look of aged and weathered are what Charcoal Gray is capturing. Lightly stained and showing natural wood textures, it truly presents the new reclaimed and rustic feel. Rated one of today's top choices for kitchen cabinetry.



Walnut


The mid-century modern contemporary approach has gained popularity for high end designs. Creating a dual tone kitchen can be a work of art. The intro to this era is brilliantly illustrated with the alliance of the exotic smooth Walnut and the shiny Glossy White combo.





Dark Wood


Contemporary designs are simple and modern. Creating a clean and open space is the key. The matte textured Dark Wood is well balanced with the smooth and simple decor. Glossy White uppers creates the perfect contrast to accentuate it's unique grain features.





Lacquer White

State of the art and cutting edge design is the theme. The pure white finish is clean and smooth to the touch with it's built-in handles. The Lacquer White kitchen is your perfect gallery.



Pale Pine


This Pale Pine kitchen emphasizes the simplicity of the design elements with its neutral warm color and texture. The perfect balance and space can be easily achieved.





Glossy Gray

The kitchen is the main living space of the home that reflects the quality of life and individuality. Design and style are best accomplished with thought and personal attributes. The reputation of the Glossy Gray is modestly toned and proudly finished.






Glossy White

Urban style living is unique and flexible in terms of design for various size kitchens. The Glossy White is perfectly capable of displaying it’s innovative function and beauty as stand alone or as a pairing contrast for dual tone designs in any floor plan.



Closet Collection


Mastering the perfect and individualized space to showcase your wardrobe will become an extraordinary experience. Our closet collection features the accessories, organizers and islands that can create the storage that is completely personalized. You can achieve a closet space that adds function and design that fits to your needs.



White Leather



Pale Pine



Satin Dusk

White Leather



Pale Pine



Satin Dusk



Traditional Wood Collection



White Shaker



Antique White



Premium Shaker



Dark Cherry



Classic White



Charcoal Gray



Ash Gray



Cherry Arch



Honey Shaker



Espresso Shaker




Pecan Rope



Coffee Square



Ginger Square

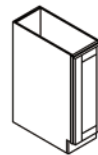
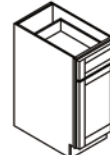
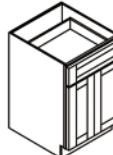
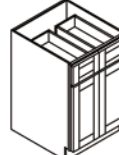
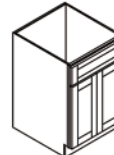
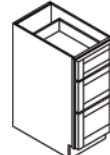
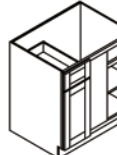
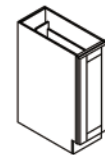
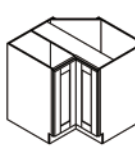


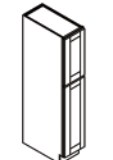
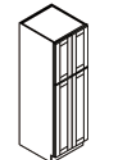
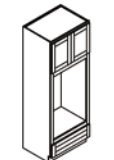
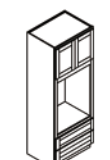
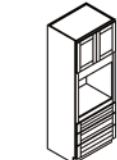
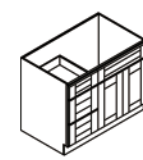
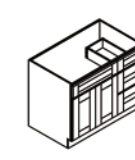
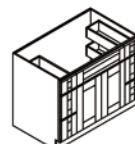
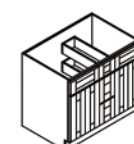
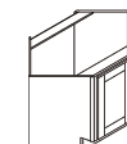
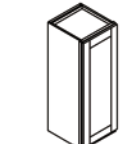


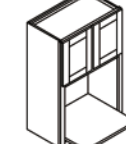
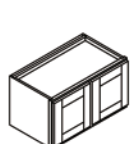
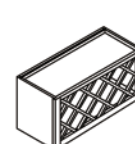
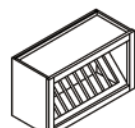
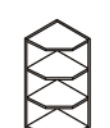







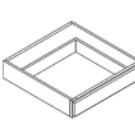









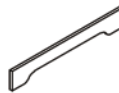

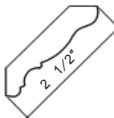
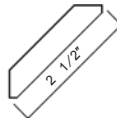
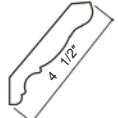
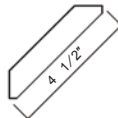
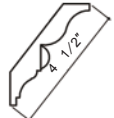

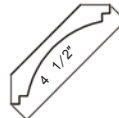
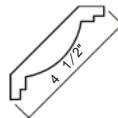
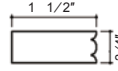


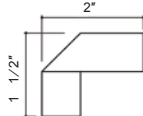
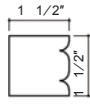
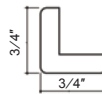

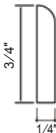
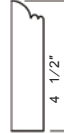
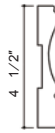



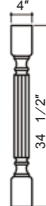
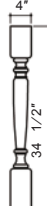




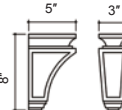
Java Shaker



Mocha Rope

Cabinet Specifications Guide

									
B09FD	B(09-21)BTC18	B(24-33)	B(36-42)	SB(33-42)	DB(12-36)	BBC36-42	BSR(06-09)	BLS(33-36)	
									
BES12L	BES12R	PC18(84-96)	PC(24-30)(84-96)	DOC(30-33)(84-96)	MOC(30-33)(84-96)	SOC(30-33)(84-96)	VSD(36/42)-3L	VSD(36/42)-3R	
									
VDD(48/60)-6	VCD60-3	DCSB36	W(09-21)(30-42)	W(24-36)(30-42)	WDC(24-27)(30-42)	WM027(30-42)	W(30/36)(12-24) W36(12-24)24	WWR3015	
									
WDR3015	WES12(30-36)	WES1242	WMD(12-36)(30-42) WDCMD2430/36/42	ROT(18-36)	SGH30	DWR3	REF 1 ½ 9624	MBEP24 MWE1230/1236/1242	VKD30

									
TEP9636 BP9648	RWF330/RWF336/ RWF342	WF330/WF336/ WF342/WF642	TF396/TF696	BF3/BF6	TK8	VAL36/VAL42/VAL48 VAL54/VAL60	VL36/VL42/VL60	VRP36/VRP42/VRP60	
									
CM8 2½"	FM8 2½	CM8 4½	FM8-1	CMR8 4½	CMT8	IRM8	ORM8 4½	VCM8	
									
LR8	VCM8-M	LBMF	VCM8 1½	OC8	QR8	SM8	OG8	FBM	
									
SPOOL334	P-3	PS9-3	POST#1	POST#2	C1962	C1958	CORBEL#1 B (10"x5"x5") CORBEL#1 S (8"x3"x3")	CORBEL#2 B (10"x5"x5") CORBEL#2 S (8"x3"x3")	CBS