



Rafael Oak H0803F

RENAISSANCE

COLLECTION

Artistically Balanced

Renoir Oak H0807F ▲

Engineered European oak is naturally beautiful because its unique characteristics within each plank. Each board has a variety of knots, splits and grains that complement each other and ensure a real wood look.



Donatello Oak H0804F




Bellini Oak H0801F



Michelangelo Oak H0802F



Angelico Oak H0809F



Caravaggio Oak H0811F



Rafael Oak H0803F



Donatello Oak H0804F



Alberti Oak H0821F



Davinci Oak H0805F



Monet Oak H0806F



Renoir Oak H0807F



El Greco Oak H0808F

| Renaissance Collection | | Width | Length | Thickness | Sq. Ft. / Box | Wire Brushed | Handscraped | Residential Warranty | Color Variation | Glue Down Installation | Staple Down Installation |
|------------------------|--------|---------|--------|-----------|---------------|--------------|-------------|----------------------|-----------------|------------------------|--------------------------|
| Bellini | H0801F | 7-7/16" | RDL | 9/16" | 22.34 | ● | | 25yrs | High | ● | ● |
| Michelangelo | H0802F | 7-7/16" | RDL | 9/16" | 22.34 | ● | | 25yrs | High | ● | ● |
| Rafael | H0803F | 7-7/16" | RDL | 9/16" | 22.34 | ● | ● | 25yrs | High | ● | ● |
| Donatello | H0804F | 7-7/16" | RDL | 9/16" | 22.34 | ● | | 25yrs | High | ● | ● |
| Davinci | H0805F | 7-7/16" | RDL | 9/16" | 22.34 | ● | | 25yrs | High | ● | ● |
| Monet | H0806F | 7-7/16" | RDL | 9/16" | 22.34 | ● | | 25yrs | High | ● | ● |
| Renoir | H0807F | 7-7/16" | RDL | 9/16" | 22.34 | ● | | 25yrs | High | ● | ● |
| El Greco | H0808F | 7-7/16" | RDL | 9/16" | 22.34 | ● | | 25yrs | High | ● | ● |
| Angelico | H0809F | 7-7/16" | RDL | 9/16" | 22.34 | ● | | 25yrs | High | ● | ● |
| Caravaggio | H0811F | 7-7/16" | RDL | 9/16" | 30.92 | ● | | 25yrs | High | ● | ● |
| Alberti Oak | H0821F | 7-7/16" | RDL | 1/2" | 30.92 | ● | | 25yrs | High | ● | ● |



Rafael Oak H0803F



Michelangelo Oak H0802F

AMERICAN TRADITION COLLECTION

*Captivating, Rustic,
yet Charming*

Sunglow Hickory M406F ▲

The American Tradition collection gives a warm, charming and welcoming feel to your home. Its native species and rustic features complement the tasteful scraping. Each plank possesses beautiful natural knots and distinct grain patterns that

balance the hand scraping which is done artistically to guarantee a natural flow. The American tradition collection will always have its place in the future of home fashion and decor.



Catskill MTN. Hickory M0420F

If you prefer a classic look, go with natural unstained wood or traditional shades of brown, such as chestnut or walnut stains.



Fall Harvest Birch M409F

Appreciate your own sense of style. Decorate it the way you like it.



Sunglow Hickory M406F




Midland Birch M407F




Creekside Birch M408F




Fall Harvest Birch M409F



Yukon Peak Maple M0415F



Appalachian Range Maple M0416F



Blue Ridge MTN. Maple M0417F



Long Range MTN. Hickory M0418F

Smokey MTN. Hickory M0419F





Fall Harvest Birch M409F



Smokey MTN. Hickory M0419F



Catskill MTN. Hickory M0420F

| American Tradition Collection | | Width | Length | Thickness | Sq. Ft./ Box | Handscraped | Residential Warranty | Color Variation | Glue Down Installation | Staple Down Installation |
|-------------------------------|--------|--------|--------|-----------|--------------|-------------|----------------------|-----------------|------------------------|--------------------------|
| Sunglow | M406F | 6-1/2" | RDL | 1/2" | 31.26 | ● | 25yrs | Med | ● | ● |
| Midland Birch | M407F | 6-1/2" | RDL | 1/2" | 31.26 | ● | 25yrs | Med | ● | ● |
| Creeside Birch | M408F | 6-1/2" | RDL | 1/2" | 31.26 | ● | 25yrs | Med | ● | ● |
| Fall Harvest | M409F | 6-1/2" | RDL | 1/2" | 31.26 | ● | 25yrs | Med | ● | ● |
| Yukon Peak | M0415F | 7-1/2" | RDL | 1/2" | 30.43 | ● | 25yrs | Med | ● | ● |
| Appalachian Range | M0416F | 7-1/2" | RDL | 1/2" | 30.43 | ● | 25yrs | Med | ● | ● |
| Blue Ridge MTN. Maple | M0417F | 7-1/2" | RDL | 1/2" | 30.43 | ● | 25yrs | Med | ● | ● |
| Long Range MTN. Hickory | M0418F | 7-1/2" | RDL | 1/2" | 31.09 | ● | 25yrs | Med | ● | ● |
| Smokey MTN. Hickory | M0419F | 7-1/2" | RDL | 1/2" | 31.09 | ● | 25yrs | Med | ● | ● |
| Catskill MTN. Hickory | M0420F | 7-1/2" | RDL | 1/2" | 29.94 | ● | 25yrs | Med | ● | ● |



HERITAGE

COLLECTION

Finely Handscraped

Radiant Acacia M301F ▲

Installation- Tecsun's engineered wood floors are developed for use over concrete slabs, they can also be nailed down over a wood subfloor, the same way you would install a solid hard wood floor. Appropriate grade for installation: On grade, above grade.



Construction-Tecsun's engineered wood floors use a 2-mm to 3-mm-thick veneer of real wood or bamboo over structural plywood, making it more environmentally friendly, more structurally stable, easier to install and a cost-effective choice without losing the beauty and warmth of real wood. Tecsun's engineered wood floors can be professionally sanded and refinished if needed.



Sunrise Canadian Maple M0412F



Highland Slope Canadian Maple M0411F



Salted Caramel Acacia M202F



Radiant Acacia M301F



Golden Harvest Acacia M303F



Burnished Brown Acacia M305F



Highland Slope Canadian Maple M0411F



Sunrise Canadian Maple M0412F

| Heritage Collection | | Width | Length | Thickness | Sq Ft / Box | Hardscraped | Residential Warranty | Color Variation | Glue Down Installation | Staple Down Installation |
|-------------------------|--------|--------|--------|-----------|-------------|-------------|----------------------|-----------------|------------------------|--------------------------|
| Salted Caramel | M202F | 4-3/4" | RDL | 3/8" | 34.10 | ● | 25yrs | High | ● | ● |
| Radiant | M301F | 6-1/2" | RDL | 1/2" | 34.10 | ● | 25yrs | High | ● | ● |
| Golden Harvest | M303F | 6-1/2" | RDL | 1/2" | 34.10 | ● | 25yrs | High | ● | ● |
| Burnished Brown | M305F | 6-1/2" | RDL | 1/2" | 34.10 | ● | 25yrs | High | ● | ● |
| Highland Slope Canadian | M0411F | 6-1/2" | RDL | 1/2" | 32.50 | ● | 25yrs | Med | ● | ● |
| Sunrise Canadian | M0412F | 6-1/2" | RDL | 1/2" | 32.50 | ● | 25yrs | Med | ● | ● |



LAMINATE

Enjoy exotic flooring trends like textured wood with new laminate flooring designs from Tecsun at an affordable price. Laminate is remarkably realistic and exceptionally durable, much more resistant to staining, scratches, wear and fading than hard wood. Whether you want embossed, distressed, or handscraped textures, you're sure to find all the latest trends in this brochure.

BORA BORA

COLLECTION

Peaceful Perfection

Tropic Sand BB1801 ▲

Tecsun's Laminate floors are made from high-density fiber or wood particles with a laminate overlay that is designed to look like real wood. A clear, hard layer is placed on top, giving the laminate floor its durability. Laminate flooring is a great choice when you want the beauty of hardwood without the cost and maintenance.



Tropic Sand BB1801



Cabana BB1803



Bungalow Brown BB1804



Tiki Torch BB1805



Macadamia Oak BB1807



Coconut Oak BB1808



Manta Ray Gray BB1809




| Bora Bora Collection | | Width | Length | Thickness | Sq. Ft. / Box | Embossed | Micro Beveled | Residential Warranty | Commercial Warranty |
|----------------------|--------|----------|---------|-----------|---------------|----------|---------------|----------------------|---------------------|
| Tropic Sand | BB1801 | 7-11/16" | 47-7/8" | 1/2" | 17.85 | ● | ● | 35yr | 12yr |
| Cabana | BB1803 | 7-11/16" | 47-7/8" | 1/2" | 17.85 | ● | ● | 35yr | 12yr |
| Bungalow Brown | BB1804 | 7-11/16" | 47-7/8" | 1/2" | 17.85 | ● | ● | 35yr | 12yr |
| Tiki Torch | BB1805 | 7-11/16" | 47-7/8" | 1/2" | 17.85 | ● | ● | 35yr | 12yr |
| Macadamia Oak | BB1807 | 7-11/16" | 47-7/8" | 1/2" | 17.85 | ● | ● | 35yr | 12yr |
| Coconut Oak | BB1808 | 7-11/16" | 47-7/8" | 1/2" | 17.85 | ● | ● | 35yr | 12yr |
| Manta Ray Gray | BB1809 | 7-11/16" | 47-7/8" | 1/2" | 17.85 | ● | ● | 35yr | 12yr |

WILD WEST

COLLECTION


Tasteful Design

Branding Iron Walnut WW8104 

Beautiful finishes and amazing quality. With an appealingly unique, exotic grain pattern that perfectly mimics hardwood, these exquisite laminate floors add luxury and elegance that will refine rooms in your home, in addition to being just a fraction of the price of traditional hardwood.



Open Range Walnut WW8101



Wrangler Walnut WW8102



Hitching Post Walnut WW8103



Branding Iron Walnut WW8104

| Wild West Collection | | Width | Length | Thickness | Sq. Ft. / Box | Embossed | Handscraped | Micro Beveled | Residential Warranty | Commercial Warranty |
|----------------------|--------|--------|---------|-----------|---------------|----------|-------------|---------------|----------------------|---------------------|
| Open Range Walnut | WW8101 | 6-1/2" | 47-7/8" | 5/16" | 25.89 | ● | ● | ● | 25yr | 8yr |
| Wrangler Walnut | WW8102 | 6-1/2" | 47-7/8" | 5/16" | 25.89 | ● | ● | ● | 25yr | 8yr |
| Hitching Post Walnut | WW8103 | 6-1/2" | 47-7/8" | 5/16" | 25.89 | ● | ● | ● | 25yr | 8yr |
| Branding Iron Walnut | WW8104 | 6-1/2" | 47-7/8" | 5/16" | 25.89 | ● | ● | ● | 25yr | 8yr |

NIAGARA FALLS

COLLECTION

Majestically Strong

| Niagara Falls Collection | | Width | Length | Thickness | Sq. Ft. / Box | Embossed | Micro Beveled | Residential Warranty | Commercial Warranty |
|--------------------------|--------|----------|---------|-----------|---------------|----------|---------------|----------------------|---------------------|
| Swirling Rapids | NF1903 | 7-3/4" | 47-7/8" | 1/2" | 17.94 | ● | ● | 35yrs | 12yrs |
| Hypnotic Cascade | NF1904 | 7-3/4" | 47-7/8" | 1/2" | 17.94 | ● | ● | 35yrs | 12yrs |
| Roaring Rapids | NF1905 | 7-3/4" | 47-7/8" | 1/2" | 17.94 | ● | ● | 35yrs | 12yrs |
| Luna Island | NF1908 | 7-11/16" | 47-7/8" | 1/2" | 17.85 | ● | ● | 35yrs | 12yrs |
| Glacial Waterfall | NF1909 | 7-11/16" | 47-7/8" | 1/2" | 17.85 | ● | ● | 35yrs | 12yrs |



Swirling Rapids NF1903



Hypnotic Cascade NF1904



Roaring Rapids NF1905



Luna Island NF1908




Glacial Waterfall NF1909

FARMERS HARVEST

COLLECTION

Vibrant, Warm Earthtones

Coffee Walnut FH3025 

| Farmers Harvest Collection | | Width | Length | Thickness | Sq. Ft. / Box | Finish | Embossed | Handscraped | Pressed Edge | Micro Beveled | Residential Warranty | Commercial Warranty |
|----------------------------|--------|--------|---------|-----------|---------------|--------|----------|-------------|--------------|---------------|----------------------|---------------------|
| Coffee Walnut | FH3025 | 6-1/2" | 47-7/8" | 1/2" | 17.26 | Matte | ● | ● | | ● | 35 yr | 12 yr |
| Macchiato Walnut | FH3026 | 6-1/2" | 47-7/8" | 1/2" | 17.26 | Matte | ● | ● | | ● | 35 yr | 12 yr |
| Espresso Walnut | FH3027 | 6-1/2" | 47-7/8" | 1/2" | 17.26 | Matte | ● | ● | | ● | 35 yr | 12 yr |
| Pumpkin Spice Hickory | FH3601 | 6-1/2" | 47-7/8" | 1/2" | 17.26 | Matte | ● | ● | ● | | 35 yr | 12 yr |
| Ginger Glow Hickory | FH3602 | 6-1/2" | 47-7/8" | 1/2" | 17.26 | Matte | ● | ● | ● | | 35 yr | 12 yr |
| Cocoa Bean Hickory | FH3501 | 6-1/2" | 47-7/8" | 1/2" | 17.26 | Matte | ● | ● | ● | | 25 yr | 8 yr |
| Paprika Hickory | FH3997 | 6-3/8" | 47-7/8" | 1/2" | 16.95 | Matte | ● | ● | ● | | 25 yr | 8 yr |



Coffee Walnut FH3025



Macchiato Walnut FH3026



Espresso Walnut FH3027



Pumpkin Spice Hickory FH3601



Ginger Glow Hickory FH3602



Cocoa Bean Hickory FH3501



Paprika Hickory FH3997

HIGH SIERRA

COLLECTION


Contemporary Soothing Hues

Cascade Range Maple HS1723 

Style meets durability with these beautiful laminate floors. The grain patterns and textured surface mimic the look of a solid hardwood floor and the micro-beveled edges add that touch of elegance. The beauty of these floors goes further than what meets the eye.



Woodland Forest Oak HS1705



Canyon Oak HS1706



Santa Cruz Oak HS1707



Vintage Barrel Oak HS1708



Majestic Mountain Oak HS1709



Cobble Stone Oak HS1710



Ebony Forest Oak HS1711



Tavern Oak HS1712

| High Sierra Collection | | Width | Length | Thickness | Sq. Ft./ Box | Embossed | Micro Beveled | Residential Warranty | Commercial Warranty |
|------------------------|--------|--------|---------|-----------|--------------|----------|---------------|----------------------|---------------------|
| Woodland Forest Oak | HS1705 | 6-1/2" | 47-7/8" | 1/2" | 17.26 | ● | ● | 35yr | 12yr |
| Canyon Oak | HS1706 | 6-1/2" | 47-7/8" | 1/2" | 17.26 | ● | ● | 35yr | 12yr |
| Santa Cruz Oak | HS1707 | 6-1/2" | 47-7/8" | 1/2" | 17.26 | ● | ● | 35yr | 12yr |
| Vintage Barrel Oak | HS1708 | 6-1/2" | 47-7/8" | 1/2" | 17.26 | ● | ● | 35yr | 12yr |
| Majestic Mountain Oak | HS1709 | 6-1/2" | 47-7/8" | 1/2" | 17.26 | ● | ● | 35yr | 12yr |
| Cobble Stone Oak | HS1710 | 6-1/2" | 47-7/8" | 1/2" | 17.26 | ● | ● | 35yr | 12yr |
| Ebony Forest Oak | HS1711 | 6-1/2" | 47-7/8" | 1/2" | 17.26 | ● | ● | 35yr | 12yr |
| Tavern Oak | HS1712 | 7-3/4" | 47-7/8" | 1/2" | 17.94 | ● | ● | 35yr | 12yr |



Canyon Oak HS1706



Laminate is easy-to-install and easy-to-maintain, and it's designed to replicate the natural color, grain and texture of real hardwood.



Back Country Oak HS1715



Gold Rush Maple HS1721



River valley Maple HS1722



Cascade Range Maple HS1723



Deer Path Maple HS1725



Wagon Wheel Maple HS1726



Rustic Trail Maple HS1727


| High Sierra Collection | | Width | Length | Thickness | Sq. Ft./ Box | Embossed | Micro Beveled | Residential Warranty | Commercial Warranty |
|------------------------|--------|--------|---------|-----------|--------------|----------|---------------|----------------------|---------------------|
| Back Country Oak | HS1715 | 6-1/2" | 47-7/8" | 1/2" | 17.26 | ● | ● | 35yr | 12yr |
| Gold Rush Maple | HS1721 | 6-1/2" | 47-7/8" | 1/2" | 17.26 | ● | ● | 35yr | 12yr |
| River Valley Maple | HS1722 | 6-1/2" | 47-7/8" | 1/2" | 17.26 | ● | ● | 35yr | 12yr |
| Cascade Range Maple | HS1723 | 6-1/2" | 47-7/8" | 1/2" | 17.26 | ● | ● | 35yr | 12yr |
| Deer Path Maple | HS1725 | 6-1/2" | 47-7/8" | 1/2" | 17.26 | ● | ● | 35yr | 12yr |
| Wagon Wheel Maple | HS1726 | 6-1/2" | 47-7/8" | 1/2" | 17.26 | ● | ● | 35yr | 12yr |
| Rustic Trail Maple | HS1727 | 6-1/2" | 47-7/8" | 1/2" | 17.26 | ● | ● | 35yr | 12yr |



PACIFIC COAST

COLLECTION

Simply Luxury

Black Pearl PC1602 

Do you want an easy and effective way to invest in your home? If you are interested in improving the value and aesthetics of a space, consider replacing your outdated floor surfaces. Choose from the many laminate flooring options we offer and discover the design potential of rooms within your house!



Graphite Gray PC1601



Black Pearl PC1602

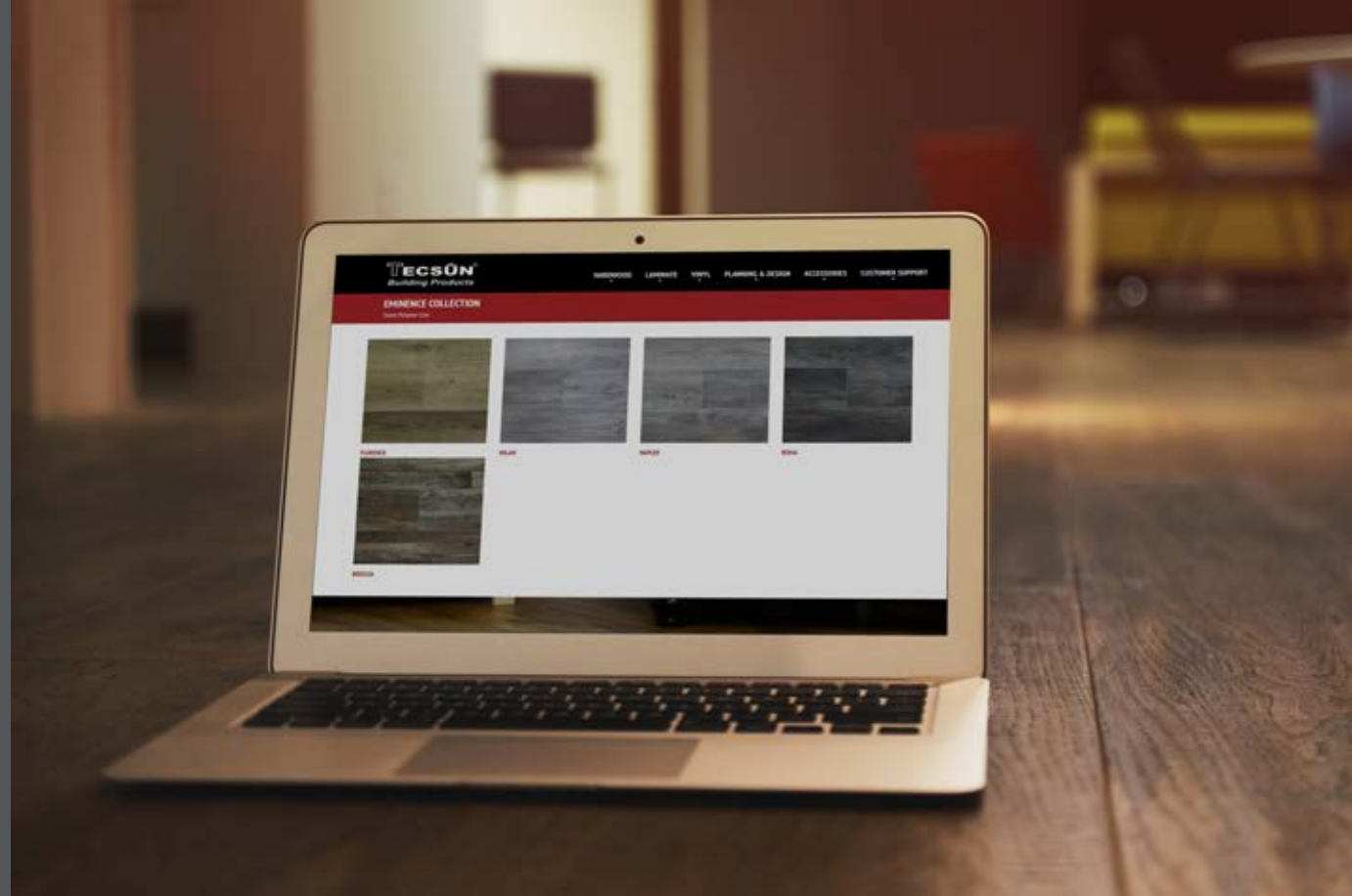


Sea Side Cottage PC1605



Water Front Oak PC1606

| Pacific Coast Collection | | Width | Length | Thickness | Sq. Ft./ Box | Embossed | Micro Beveled | Residential Warranty | Commercial Warranty |
|--------------------------|--------|--------|---------|-----------|--------------|----------|---------------|----------------------|---------------------|
| Graphite Gray | PC1601 | 7-3/4" | 47-7/8" | 1/2" | 17.94 | ● | ● | 35yr | 12yr |
| Black Pearl | PC1602 | 7-3/4" | 47-7/8" | 1/2" | 17.94 | ● | ● | 35yr | 12yr |
| Sea Side Cottage | PC1605 | 7-3/4" | 47-7/8" | 1/2" | 17.94 | ● | ● | 35yr | 12yr |
| Water Front Oak | PC1606 | 7-3/4" | 47-7/8" | 1/2" | 17.94 | ● | ● | 35yr | 12yr |



VINYL

The Splendor and Eminence Collections are designed with the latest vinyl flooring technology. The top vinyl layer is infused to a solid waterproof core that creates a versatile flooring plank. The click lock system is built into the core making the installation glue-less. You'll notice these planks are more sturdy and rigid than your traditional vinyl plank. Both collections are made with 100% virgin PVC and are

coated with a UV Coating to ensure the right balance of safety, beauty and durability your home deserves. The vinyl top looks almost 3 dimensional, the plank's surface looks like a real piece of wood with vivid colors, grains and textures. Adding a waterproof floor with real wood looks to your home is something to be excited about!

SPLENDOR

COLLECTION

Superior Constructions

Acapulco ST3101 ▲

The Splendor collection offers a new waterproof core made with the latest technology and realistic designs. With the combination of these wood patterns and realistic textures you can add a distinctive character to any room and compliment your choice of decor. This collection is durable and easy to install with our innovative locking system, which is

designed and tested to last for decades with minimal maintenance. Splendor collection is 100% waterproof and less expensive than you think. Get the natural look of a real wood floor with the versatility of using liquids to clean and maintain it. Plus, it's suitable for kitchens, bathrooms and laundry rooms.



Acapulco ST3101



Mazatlan ST3102



Ensenada ST3103



Cabo San Lucas ST3108


| Splendor Collection | | Width | | Length | Thickness | Sq.Ft./ Box | Finish | Embossed | Residential Warranty | Commercial Warranty |
|---------------------|--------|-------|-----|--------|-----------|-------------|--------|----------|----------------------|---------------------|
| Acapulco | ST3101 | 7" | 48" | 6mm | 32.67 | Matte | ● | 35yrs | 5yrs | |
| Mazatlan | ST3102 | 7" | 48" | 6mm | 32.67 | Matte | ● | 35yrs | 5yrs | |
| Ensenada | ST3103 | 7" | 48" | 6mm | 32.67 | Matte | ● | 35yrs | 5yrs | |
| Cabo San Lucas | ST3108 | 7" | 48" | 6mm | 32.67 | Matte | ● | 35yrs | 5yrs | |



Florence EM3201 ▲

The Eminence Collection is our premium Rigid Core flooring. It retains a luxurious look for decades by combining the strength of stone and the beauty of wood with realistic three-dimensional replication of natural looking wood planks. Other benefits of this flooring are resistances to fading, peeling, cupping, indentations, pet stains, odors, liquids and mildew. The Eminence Collec-

tion flooring is constructed of 6 layers which are: clear UV coating, durable wear layer, top PVC layer, the rigid core, lower PVC layer and IXPE underlayment. It is considered the new generation of floor covering featuring extreme stability and high performance. It is formaldehyde free and is a completely safe floor covering material for both residential and public environment.



Roma EM3205
A moderately embossed surface creates a convincing wood grain look and feel, and a matte finish adds a subtle modern sense to a classic surface on every board. This makes them great for any room for your home.



Florence EM3201



Milan EM3203



Naples EM3204



Roma EM3205



Brescia EM3206



Brescia EM3206

| Eminence Collection | | Width | Length | Thickness | Sq. Ft./ Box | Finish | Embossed | Residential Warranty | | Commercial Warranty |
|---------------------|--------|--------|--------|-----------|--------------|--------|----------|----------------------|------|---------------------|
| Florence | EM3201 | 7-1/4" | 48" | 6.5mm | 21.75 | ● | ● | 50yr | 35yr | |
| Milan | EM3203 | 7-1/4" | 48" | 6.5mm | 21.75 | ● | ● | 50yr | 35yr | |
| Naples | EM3204 | 7-1/4" | 48" | 6.5mm | 21.75 | ● | ● | 50yr | 35yr | |
| Roma | EM3205 | 7-1/4" | 48" | 6.5mm | 21.75 | ● | ● | 50yr | 35yr | |
| Brescia | EM3206 | 7-1/4" | 48" | 6.5mm | 21.75 | ● | ● | 50yr | 35yr | |



LUXURY RIGID CORE FLOORING

The Luxury Rigid Core Flooring beauty and durability starts from within its core. The fusion of stone with Virgin PVC creates an extremely durable waterproof core (SPC) that can withstand common household moisture from bathrooms, kitchen and pets. The UV coatings protect and maintain the vivid colors, grains and textures. For your safety,

the anti-microbial padding is attached to provide additional protection against mold or mildew that can grow beneath your floor. All these elements ensure the right balance of durability, beauty, and safety for you and your family. Bring back the fashion and excitement of flooring with a peace of mind your home deserves.



LIGHTHOUSE

COLLECTION

Peaceful Perfection



Pigeon Point LH5024 ▲

Lighthouse Collection is our mainstream Luxury Rigid Core Flooring. If you're ready to give your home a serious upgrade, consider installing our Lighthouse Collection SPC rigid core floors. It has a number of benefits that make it a solid investment, and


it's especially practical for families with pets and kids. The easy installation and relatively affordable price will also help to keep costs down. With nearly limitless design options, it's also easy to find a look that suits your style.



Avery Rock LH5001



Baker Island LH5002



Bass Harbor LH5003



Blue Hill LH5004



Curtis Island LH5009



Lubec Channel LH5010



Moose Peak LH5011



Portland Breakwater LH5012



Rockland Harbor LH5015



Spring Point LH5051



Humboldt Harbor LH5023



Ports of Call LH5203 

Luxury Rigid Core Flooring will sustain everyday living. It is waterproof and worry free!



South Hampton LH5021



Eagle Island LH5022



Humboldt Harbor LH5023



Pigeon Point LH5024



Point Loma LH5025



Grindel Point LH5201



Cape Hill LH5202




Ports of Call LH5203



South Hampton LH5021



Eagle Island LH5022 

Luxury Rigid Core Flooring withstands daily heavy use. It combines the best features of luxury vinyl and laminate flooring for incredible resilience.



Cape Hill LH5202

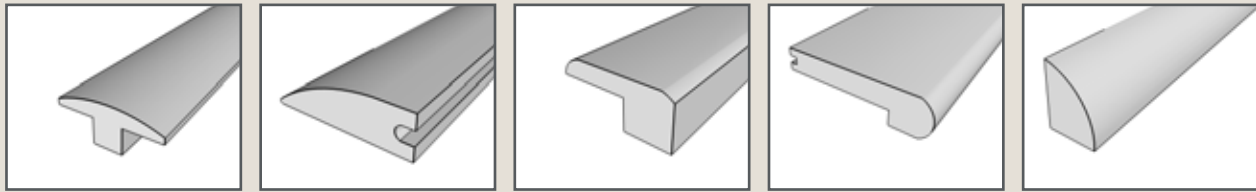


Pigeon Point LH5024

| Lighthouse Collection | | Width | Length | Thickness | Sq.Ft. / Box | Embossed | Micro Beveled | Residential Warranty | Commercial Warranty |
|-----------------------|--------|---------|---------|-----------|--------------|----------|---------------|----------------------|---------------------|
| Avery Rock | LH5001 | 7-1/16" | 48" | 5.5mm | 23.64 | ● | ● | 50yr | 35yr |
| Baker Island | LH5002 | 7-1/16" | 48" | 5.5mm | 23.64 | ● | ● | 50yr | 35yr |
| Bass Harbor | LH5003 | 7-1/16" | 48" | 5.5mm | 23.64 | ● | ● | 50yr | 35yr |
| Blue Hill | LH5004 | 7-1/16" | 48" | 5.5mm | 23.64 | ● | ● | 50yr | 35yr |
| Curtis Island | LH5009 | 7-1/16" | 48" | 5.5mm | 23.64 | ● | ● | 50yr | 35yr |
| Lubec Channel | LH5010 | 7-1/16" | 48" | 5.5mm | 23.64 | ● | ● | 50yr | 35yr |
| Moose Peak | LH5011 | 7-1/16" | 48" | 5.5mm | 23.64 | ● | ● | 50yr | 35yr |
| Portland Breakwater | LH5012 | 7-1/16" | 48" | 5.5mm | 23.64 | ● | ● | 50yr | 35yr |
| Rockland Harbor | LH5015 | 7-1/16" | 48" | 5.5mm | 23.64 | ● | ● | 50yr | 35yr |
| Spring Point | LH5051 | 7-1/16" | 48" | 5.5mm | 23.64 | ● | ● | 50yr | 35yr |
| South Hampton | LH5021 | 7-1/16" | 48" | 5.7mm | 23.64 | ● | ● | 50yr | 35yr |
| Eagle Island | LH5022 | 7-1/16" | 48" | 5.7mm | 23.64 | ● | ● | 50yr | 35yr |
| Humboldt Harbor | LH5023 | 7-1/16" | 48" | 5.7mm | 23.64 | ● | ● | 50yr | 35yr |
| Pigeon Point | LH5024 | 7-1/16" | 48" | 5.7mm | 23.64 | ● | ● | 50yr | 35yr |
| Point Loma | LH5025 | 7-1/16" | 48" | 5.7mm | 23.64 | ● | ● | 50yr | 35yr |
| Grindel Point | LH5201 | 9" | 59-7/8" | 6mm | 22.38 | ● | ● | 50yr | 35yr |
| Cape Hill | LH5202 | 9" | 59-7/8" | 6mm | 22.38 | ● | ● | 50yr | 35yr |
| Ports of Call | LH5203 | 9" | 59-7/8" | 6mm | 22.38 | ● | ● | 50yr | 35yr |

Rooms and colors in the room scene pictures shown in this brochure are intended only as visual aids, not as actual representations of the floor itself.

WOOD FLOORING MOLDING



T-MOULDING REDUCER END MOULDING STAIRNOSE QUARTER ROUND

Moldings- Add the perfect finishing touch to your flooring with coordinating trim and moldings available in a wide selection of colors and profiles.

HARDWOOD FLOORING ADHESIVES

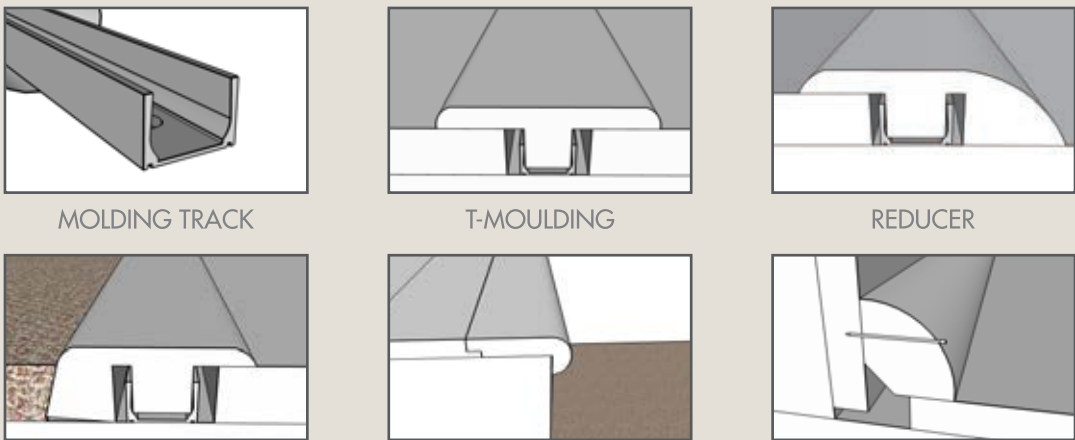
“For warranty purpose, we strongly recommend the use of our Tecsun adhesive where applicable”.



DT-SMC Tecsun 4-In-1

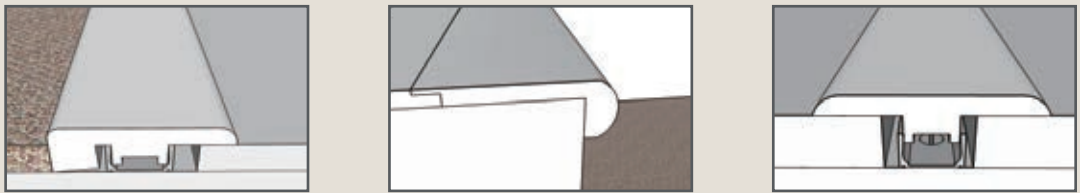
Premium Urethane Wood Flooring Adhesive
Sound & Moisture Control System

LAMINATE FLOORING MOLDING




MOLDING TRACK T-MOULDING REDUCER
END MOULDING STAIRNOSE QUARTER ROUND

ENGINEERED VINYL FLOORING MOLDING



END MOULDING STAIRNOSE T-MOULDING



REDUCER

Flooring Accessories

UNDERLAYMENTS- We offer quality underlayments designed for floating engineered vinyl floors over all types of subfloors, including concrete.



Item: K006

Description: Yellow Xpex Tough Step Underlayment 200sq. ft.

Flooring Accessories

UNDERLAYMENTS- We offer quality underlayments designed for floating laminate and wood floors over all types of subfloors, including concrete.



Item: K001

Description: Standard Blue Foam Underlayment 200sq. ft.



Item: K004

Description: Quietstride Plus Underlayment 100sq. ft.